

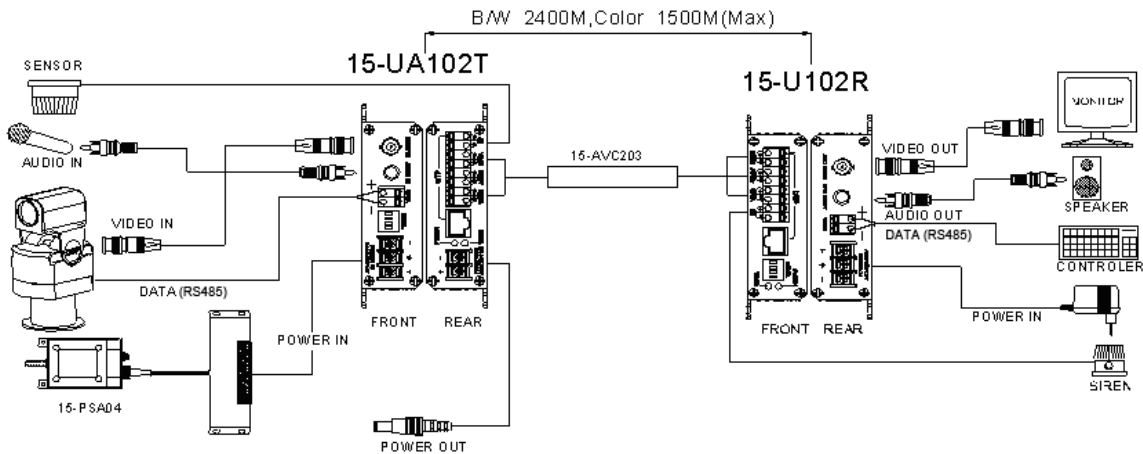
Long Range Twisted Pair TX/RX Kit

ITEM NO.: 15-UA102 (15-UA102T / 15-UA102R)

Features:

- Transmit a full motion color or monochrome video signal and data signal (RS-485).
- Transmission distance : Color range 1500 meters, B/W video signal up to 2400 meters.
- Four position range switch for gain select on Transmitter.
- Four position distance range switch on Receiver.
- System is integrated with alarm sensor (PIR, Magnetic, etc.) and data (Pan, Tilt, Zoom).
- Built in transient protection and ground lifting, damaging voltage spike problems are eliminated.
- Red LED: Power on / off .
- Green LED: Video receive/loss.
- BNC for Video, RCA for Audio and Terminal block for Data (RS-485)
- DIP switch to alter transmission distance

Installation View:

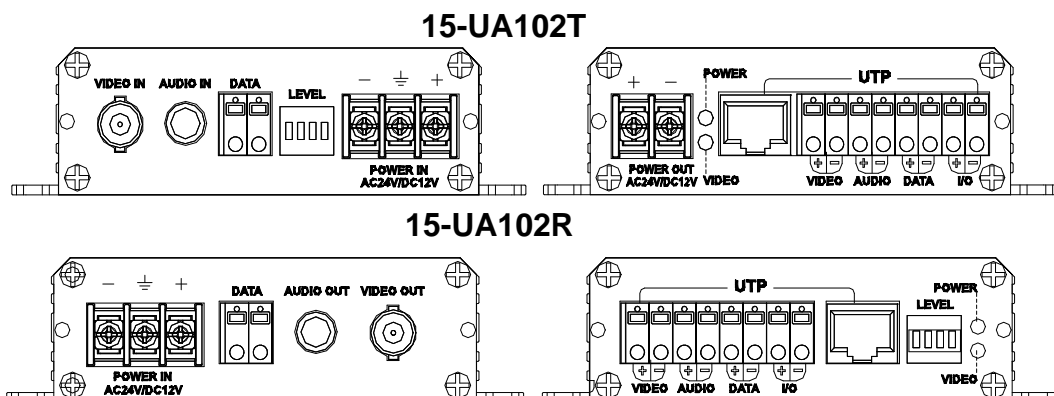


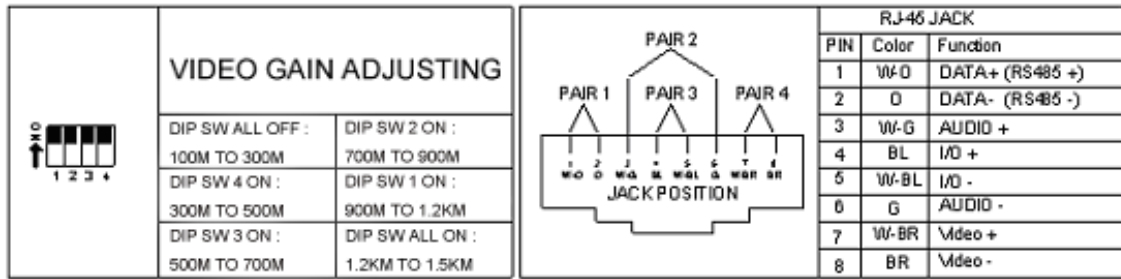
All transmission distances mentioned above are without connecting image processor (e.g. Quad, Multiplexer, DVR), the transmission range would be reduce 100-200meters upon different camera, cable, DVR...ect.

Troubleshooting:

1. These products are designed for long range transmission, the unit built in video amplifier function, If your transmission range under 100 meters, the video gain function is too big to have snow or wavy, bright image occurred. Recommend to use them with range at least over 100 meters or alternate passive video transceivers 15-U101 series for short range transmission as well as cost saving.
2. The active receiver has "4 position distance range switch" for different range transmission. Please switch to appropriate range upon your application to avoid any weak or bad image.
3. For color camera transmission, color signal would be degradation upon longer range, please alternate the receiver to 15-UA102R model for color gain function.
4. The keyboard and speed dome wire connection refer to "Installation view".

Panel View:





Specification:

| | |
|-------------------------|--------------------------------------|
| ITEM NO. | 15-UA102T |
| VIDEO INPUT | 1 Vp-p , 75 Ohms (BNC Connector) |
| AUDIO INPUT | RCA Connector |
| DATA INPUT | Terminal Block |
| POWER INPUT | AC24V, 1A / DC 12V,1A |
| POWER OUTPUT | AC24V / DC12V |
| OUTPUT PORT | RJ45 AND Terminal Block |
| POWER CONSUMPTION | 50mA(max), none include power output |
| VIDEO GAIN ADJUSTING | DIP Switch ALL OFF : 100~300M |
| | DIP Switch 4 ON : 300~500M |
| | DIP Switch 3 ON : 500~700M |
| | DIP Switch 2 ON : 700~900M |
| | DIP Switch 1 ON : 900~1200M |
| | DIP Switch 1~4 ON : 1200~1500M |
| RECOMMENDED CABLE | CAT-5 UTP Cable 4 pair (24AWG) |
| DIMENISONS W x H x D mm | 110x88x30 |

1. power supply AC24V/0.5A or DC12V/0.5A for camera
2. power supply AC24V/1A or DC12V/1A for zoom camera or camera with IR LED
3. power supply AC24V/1.6A for speed dome or zoom camera with IR LED

| | |
|-------------------------|---------------------------------|
| ITEM NO. | 15-UA102R |
| VIDEO OUTPUT | 1Vp-p , 75 Ohms (BNC Connector) |
| AUDIO OUTPUT | RCA Connector |
| DATA OUTPUT | Terminal Block |
| POWER INPUT | AC24V / DC 12V, 300mA |
| INPUT PORT | RJ45 AND Terminal Block |
| POWER CONSUMPTION | 50mA(max) |
| VIDEO GAIN ADJUSTING | DIP Switch ALL OFF : 100~300M |
| | DIP Switch 4 ON : 300~500M |
| | DIP Switch 3 ON : 500~700M |
| | DIP Switch 2 ON : 700~900M |
| | DIP Switch 1 ON : 900~1200M |
| | DIP Switch 1~4 ON : 1200~1500M |
| RECOMMENDED CABLE | CAT-5 UTP Cable 4 pair (24AWG) |
| DIMENISONS W x H x D mm | 110x88x30 |

Remark: 15-UA102=15-UA102T+15-UA102R