



CHLS3 segmentation instructions


1) Search for the cutting location (1 every 3 LEDs, ±5cm)



2) Remove the silicon protective layer with a knife



3) Solder the connection cable



	CHLS3\square
A (+)	12VDC
B (-)	GND

\square = B, R, G, Y, W

4) Cut the LED-strip on the white line