



CHLS4 segmentation instructions


1) Search for the cutting location (1 every 3 LEDs, ±10cm)



2) Remove the silicon protective layer with a knife



3) Solder the connection cable



	CHLS4 ^x	CHLS4RGB
A*	12VDC	12VDC
B	GND	green
C	GND	red
D	GND	blue

* straight uninterrupted trace
^x = B, R, G, Y, W

4) Cut the LED-strip on the white line